




DIESEL GENERATOR SET

— Classic Series

POWERED BY :



PRODUCT VIEW — XS SIZE


- Power Range: 10-50kVA

Compact size

- Compact structure, small size; double-stacked when shipping in containers ($\leq 20\text{kVA}$)

Control and switch cabinet

- Modular structure, easy installation, plug and play



Forklift hole

- Convenient for movement

Access door

- Wide size, convenient for maintenance

Fuel tank

- Double-layer fuel tank, for 24hs continuous running



* Genset rated power: 20kVA/16kW, Dimensions(LxWxH): 2300x800x1278mm, Net weight: 990kg

PRODUCT FEATURES — XS SIZE

- Power Range: 10-50kVA

- Ambient temperature adaptability: -25°C~50°C
- Compact size: Can be double-stacked when shipping in containers (≤ 20 kVA)
- Protection level IP54: High overall sealing performance, rain and dust proof
- SECC canopy: Corrosion-resistant, suitable for various harsh environments
- Chassis: Sturdy structure, reliable and durable
- Fuel tank: Double-layer fuel tank, for 24hs continuous running
- Control cabinet: Modular structure, easy installation, plug and play
- Access door: Wide size, convenient for maintenance



PRODUCT VIEW – S SIZE

- Power Range: 60-100kVA



Compact size

- Compact structure, small size; can be placed side by side in two rows when shipping in containers

SECC canopy

- Canopy is corrosion-resistant, suitable for various harsh environments

Muffler




- Industrial-grade muffler with a condensate discharge outlet

Cable outlet

- Quick wiring, simple operation

Chassis

- Sturdy structure, reliable and durable



* Genset rated power: 60kVA/48kW, Dimensions(LxWxH): 2330x1080x1554mm, Net weight: 1367kg

PRODUCT VIEW — S SIZE



- Power Range: 60-100kVA

- Ambient temperature adaptability: $-25^{\circ}\text{C}\sim 50^{\circ}\text{C}$
- Compact size: Can be placed side by side in two rows when shipping in containers
- SECC canopy: Corrosion-resistant, suitable for various harsh environments
- Control cabinet: Modular structure, easy installation, plug and play
- Fuel tank: Double-layer fuel tank, for 8-24hs continuous running
- Muffler: Industrial-grade muffler with a condensate discharge outlet
- Cable outlet: Quick wiring, simple operation
- Access door: Wide size, convenient for maintenance



PRODUCT VIEW – M SIZE

- Power Range: 135-250kVA



* Genset rated power: 200kVA/160kW, Dimensions(LxWxH): 3288x112x1848mm, Net weight: 2570kg

PRODUCT VIEW – M SIZE

- Power Range: 135-250kVA

Muffler

- Industrial-grade muffler with a condensate discharge outlet



Fuel tank

- Double-layer fuel tank, for 8-24hs continuous running

Emergency stop button

- Safe operation and prevent accidents



Access door

- Wide size, convenient for maintenance

Control cabinet

- Modular structure, easy installation, plug and play

SECC canopy

- Canopy is corrosion-resistant, suitable for various harsh environments



PRODUCT FERYURES — M SIZE


- Power Range: 135-250kVA

- Ambient temperature adaptability: -25°C~50°C
- Protection level IP54: High overall sealing performance, rain and dust proof
- SECC canopy: Corrosion-resistant, suitable for various harsh environments
- Emergency stop button: Safe operation and prevent accidents
- Fuel tank: Double-layer fuel tank, for 8-24hs continuous running
- Control cabinet: Modular structure, easy installation, plug and play
- Access door: Wide size, convenient for maintenance
- Muffler: Industrial-grade muffler with a condensate discharge outlet



PRODUCT VIEW – L SIZE

- Power Range: 300-500kVA



* Genset rated power: 500kVA/400kW, Dimensions(LxWxH): 4592x1543x2562mm, Net weight: 5264kg

PRODUCT VIEW – L SIZE

- Power Range: 300-500kVA



Chassis

- Sturdy structure, reliable and durable

Fuel tank

- Double-layer fuel tank, for 8-12hs continuous running

SECC canopy

- Canopy is corrosion-resistant, suitable for various harsh environments

Access door

- Wide size, convenient for maintenance



Control and switch cabinet

- Modular structure, plug and play

Protection level IP54

- High overall sealing performance, rain and dust proof



* Genset rated power: 500kVA/400kW, Dimensions(LxWxH): 4592x1543x2562mm, Net weight: 5264kg

PRODUCT FEATURES – L SIZE


- Power Range: 300-500kVA

- Ambient temperature adaptability: -25°C~50°C
- Protection level IP54: High overall sealing performance, rain and dust proof
- SECC canopy: Corrosion-resistant, suitable for various harsh environments
- Chassis: Sturdy structure, reliable and durable
- Fuel tank: Double-layer fuel tank, for 8-12hs continuous running
- Control cabinet: Modular structure, easy installation, plug and play
- Access door: Wide size, convenient for maintenance
- Muffler: Industrial-grade muffler with a condensate discharge outlet



PRODUCT VIEW – XL SIZE

- Power Range: 500-650kVA



* Genset rated power: 650kVA/520kW, Dimensions(LxWxH): 4692x1756x2591mm, Net weight: 6483kg

PRODUCT VIEW – XL SIZE

- Power Range: 500-650kVA




Chassis

- Sturdy structure, reliable and durable

Fuel tank

- Large capacity, for 8-12hs continuous running



SECC canopy

- Canopy is corrosion-resistant, suitable for harsh environments



Double hanger

- Sturdy structure, safe lifting

Control cabinet

- Modular structure, plug and play

PRODUCT FEATURES – XL SIZE


- Power Range: 500-650kVA

- Ambient temperature adaptability: -25°C~50°C
- Protection level IP54: High overall sealing performance, rain and dust proof
- SECC canopy: Corrosion-resistant, suitable for various harsh environments
- Double hanger: Strong structure, safe lifting
- Fuel tank: Large capacity, for 8-12hs continuous running
- Control cabinet: Modular structure, easy installation, plug and play
- Access door: Wide size, convenient for maintenance
- Muffler: Industrial-grade muffler with a condensate discharge outlet



PRODUCT VIEW – XL SIZE

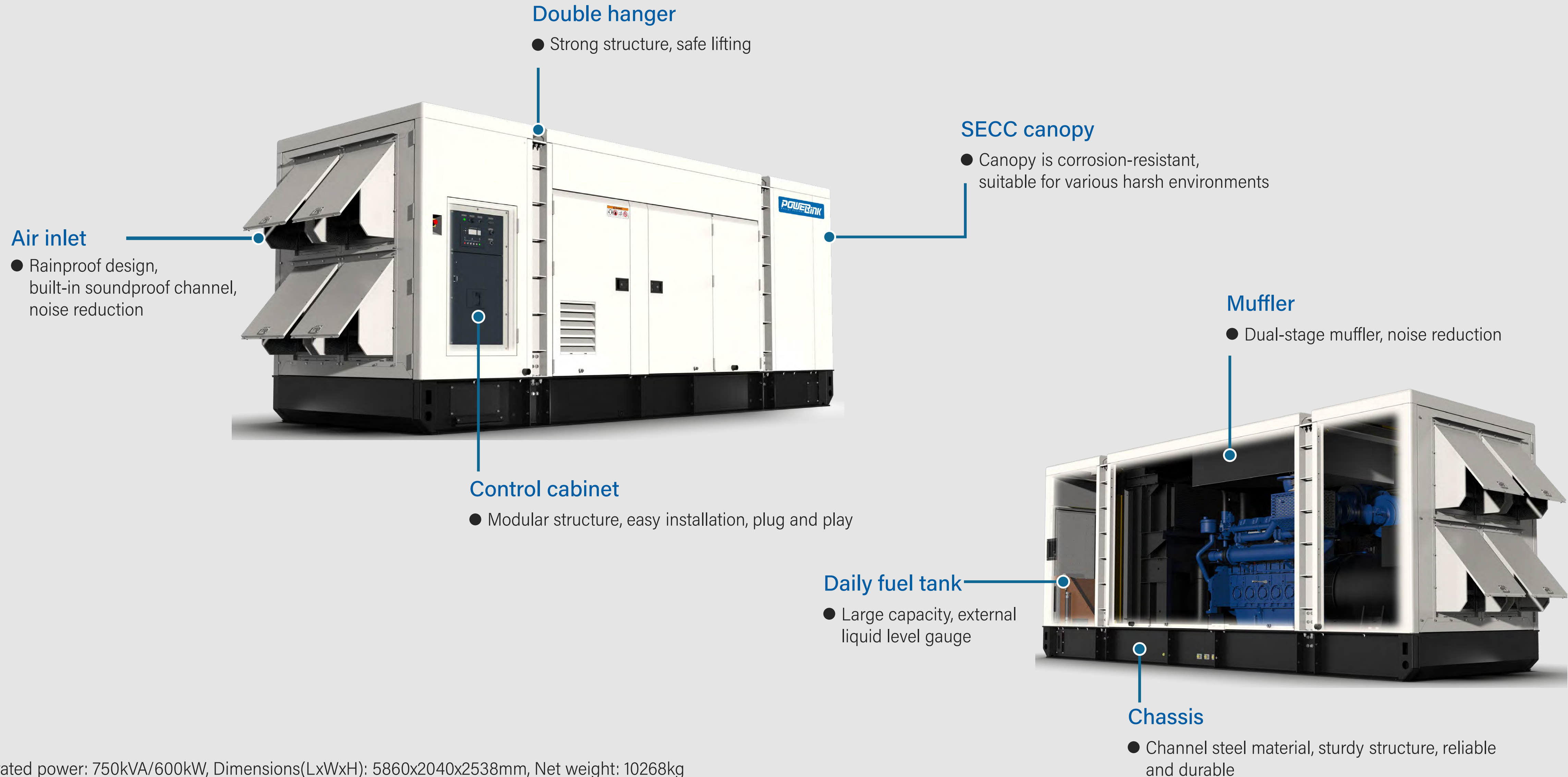
- Power Range: 700-1000kVA



* Genset rated power: 750kVA/600kW, Dimensions(LxWxH): 5860x2040x2538mm, Net weight: 10268kg

PRODUCT VIEW – XL SIZE

- Power Range: 700-1000kVA



* Genset rated power: 750kVA/600kW, Dimensions(LxWxH): 5860x2040x2538mm, Net weight: 10268kg

PRODUCT FEATURES – XL SIZE


- Power Range: 700-1000kVA

- Ambient temperature adaptability: -25°C~50°C
- Protection level IP54: High overall sealing performance, rain and dust proof
- SECC canopy: Canopy is corrosion-resistant, suitable for various harsh environments
- Double hanger: Strong structure, safe lifting
- Daily fuel tank: Large capacity, external liquid level gauge
- Control cabinet: Modular structure, easy installation, plug and play
- Access door: Wide size, convenient for maintenance
- Muffler: Dual-stage muffler, noise reduction
- Air inlet: Rainproof design, built-in soundproof channel, noise reduction
- Chassis: Channel steel material, sturdy structure, reliable and durable



PRODUCT VIEW – XL SIZE

- Power Range: 800-1500kVA



* Genset rated power: 800kVA/640kW, Dimensions(LxWxH): 6058x2438x2591mm, Net weight: 12075kg

PRODUCT VIEW – XL SIZE

- Power Range: 800-1500kVA



* Genset rated power: 800kVA/640kW, Dimensions(LxWxH): 6058x2438x2591mm, Net weight: 12075kg

PRODUCT FEATURES – XL SIZE

- Power Range: 800-1500kVA

- Ambient temperature adaptability: -25°C~50°C
- Standard container: Marine container design, corrosion-resistant, sturdy structure
- Control and switch cabinet: Modular structure, easy installation, plug and play
- External fuel port: Quick plug, safe and reliable
- Access door: Wide size, convenient for maintenance
- Daily fuel tank: Capacity 1450L, optional automatic fueling system available
- Air inlet: Louvered structure, high strength
- Fuel-water separator: Three-stage filtration, improves fuel quality
- Cable outlet: Quick wiring, easy operation



PRODUCT VIEW — XL SIZE

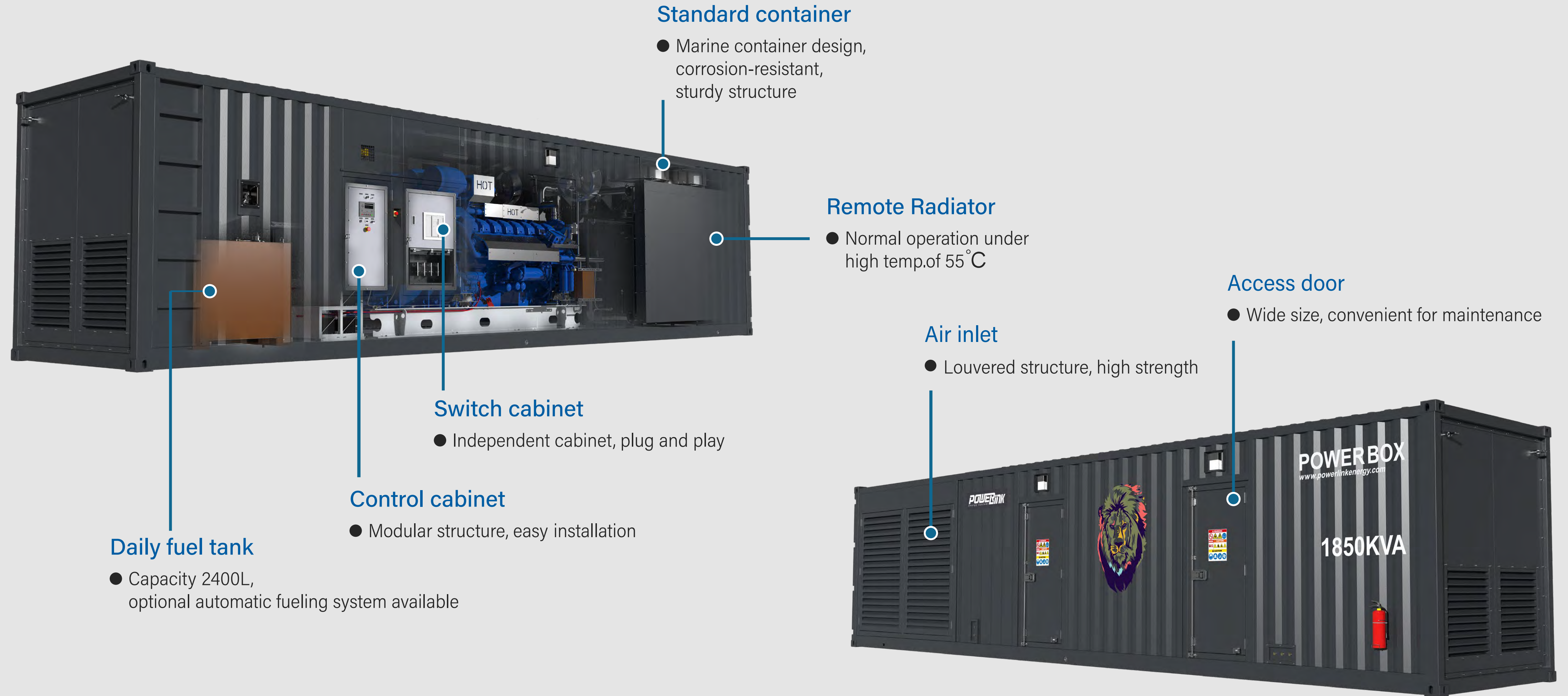
- Power Range: 800-1500kVA



* Genset rated power: 1850kVA/1480kW, Dimensions(LxWxH): 12192x2438x2896mm, Net weight: 24415kg

PRODUCT VIEW – XL SIZE

- Power Range: 1500-3100kVA



* Genset rated power: 1850kVA/1480kW, Dimensions(LxWxH): 12192x2438x2896mm, Net weight: 24415kg

PRODUCT FEATURES – XL SIZE

- Power Range: 1500-3100kVA

- Ambient temperature adaptability: $-25^{\circ}\text{C}\sim 55^{\circ}\text{C}$
- Standard container: Marine container design, corrosion-resistant, sturdy structure
- Control and switch cabinet: Modular structure, easy installation, plug and play
- External fuel port: Quick plug, safe and reliable
- Access door: Wide size, convenient for maintenance
- Daily fuel tank: Capacity 2400L, optional automatic fueling system available
- Air inlet: Louvered structure, high strength
- Oil-water separator: Three-stage filtration, improves fuel quality
- Cable outlet: Quick wiring, easy operation
- Remote Radiator: Normal operation under high temp. of 55°C



PORTABLE ENERGY SOLUTION

✓ Stable

✓ Durable

✓ Long-lasting

Application Fields:

■ Electricity rental

■ Outdoor construction

■ Prime power

■ Standby power

■ Power station

■ Plant power

■ Mining

■ Port power

